

LED High Bay 150W



KEY DATA

Power	150W
Luminous Flux	20000lm
Colour Temperature	3000K/4000K/6500K
IP Rating	IP 66
Dimensions	Φ300 x H167mm
Warranty	5 Years Extended

Part Number 3000K

CL-HB-130-150W-05-WW

Part Number 4000K

CL-HB-130-150W-05-NW

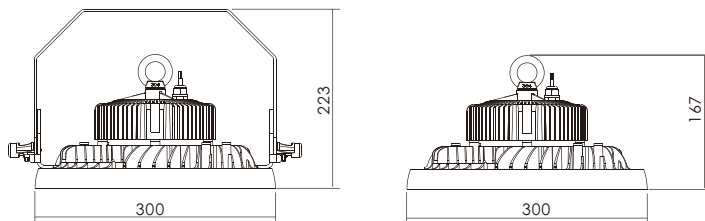
Part Number 6500K

CL-HB-130-150W-05-CW

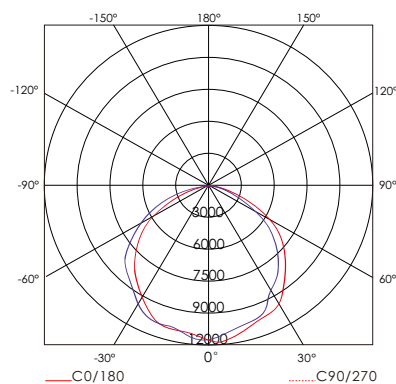
TECHNICAL SPECIFICATIONS

Input Voltage	90~305V AC
Power Factor	>0.95
Warm white(2700-3000K)	17100lm
Natural white(4000-4500K)	19000lm
Cold white(5800-6500K)	20000lm
LED Manufacturer	NICHIA
Driver Manufacturer	Meanwell
Luminous Efficacy	130lm/W
Total Circuit Power(W)	150W+/-5%
Electrical Class	II
Colour Rendering	>80 CRI
Lamp Viewing Angle	50°/90°/120°/150°
Dimmable(option)	Dali/0-10V
Operating Temp.	-30°C to +50°C
Lifespan	55,000 Hours
Diffuser Material	Poly Carbonate Lens
Housing Material	Aluminium
Mounting	Suspended, Bracket
Weight	4.8kg

DIMENSIONS



LIGHT DISTRIBUTION CURVE



FEATURES & BENEFITS



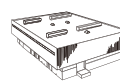
Railway station



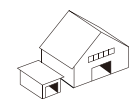
Indoor stadium



School



Logistic center



Warehouse



Production hall