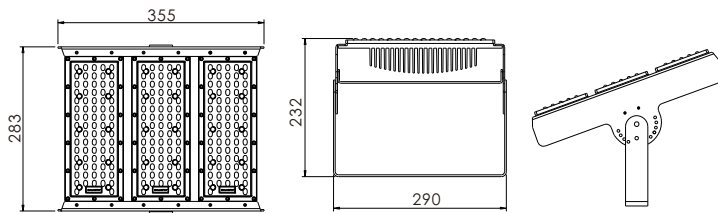


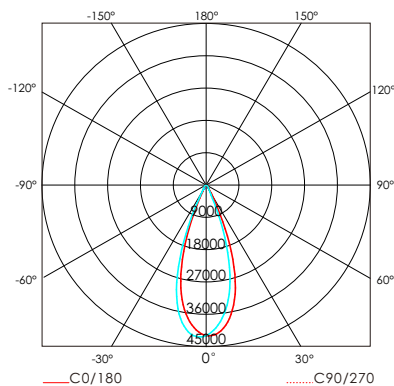
# LED Flood /Tunnel Light 150W



## DIMENSIONS



## LIGHT DISTRIBUTION CURVE



## KEY DATA

|                    |                   |
|--------------------|-------------------|
| Power              | 150W              |
| Luminous Flux      | 19000lm           |
| Colour Temperature | 3000K/4000K/6500K |
| IP Rating          | IP 65             |
| Dimensions         | 355x283x232mm     |
| Warranty           | 5 Years Extended  |

Part Number 3000K

**CL-TF-125-150W-01-WW**

Part Number 4000K

**CL-TF-125-150W-01-NW**

Part Number 6500K

**CL-TF-125-150W-01-CW**

## TECHNICAL SPECIFICATIONS

|                           |                              |
|---------------------------|------------------------------|
| Input Voltage             | 90~306V AC                   |
| Power Factor              | >0.95                        |
| Warm white(2700-3000K)    | 16600lm                      |
| Natural white(4000-4500K) | 18500lm                      |
| Cold white(5800-6500K)    | 19500lm                      |
| LED Manufacturer          | PHILIPS                      |
| LED Type                  | SMD3030                      |
| No. of LEDs               | 231                          |
| Luminous Efficacy         | 125lm/W                      |
| Driver Manufacturer       | Meanwell/MOSO                |
| Total Circuit Power(W)    | 150W+/-5%                    |
| Electrical Class          | II                           |
| Colour Rendering          | >80 CRI                      |
| Lamp Viewing Angle        | 40°,80°,120°,30*70°          |
| Dimmable(option)          | Dali/0-10V                   |
| Operating Temp.           | -40°C to +50°C               |
| Lifespan                  | 55,000 Hours                 |
| Diffuser Material         | Polycarbonate Lens           |
| Housing Material          | Aluminium                    |
| Mounting                  | Ceiling Mounted/Wall mounted |
| Weight                    | 7.5Kg                        |

## Application



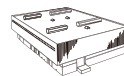
Tunnel



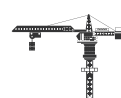
Square/Plaza



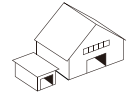
Architecture



Logistic center



Port



Warehouse